

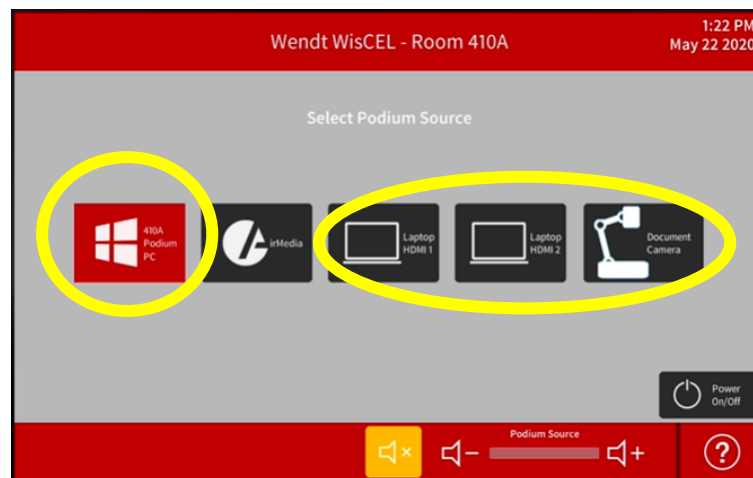
Operating the AV System in Wendt 410A

Powering On the System

Tap the touchscreen anywhere to turn on the system. This will lower the projector screen and power on the projector.

NOTE: The system can feel slow to react. Please wait a few moments after pressing any given button.

Source Selection



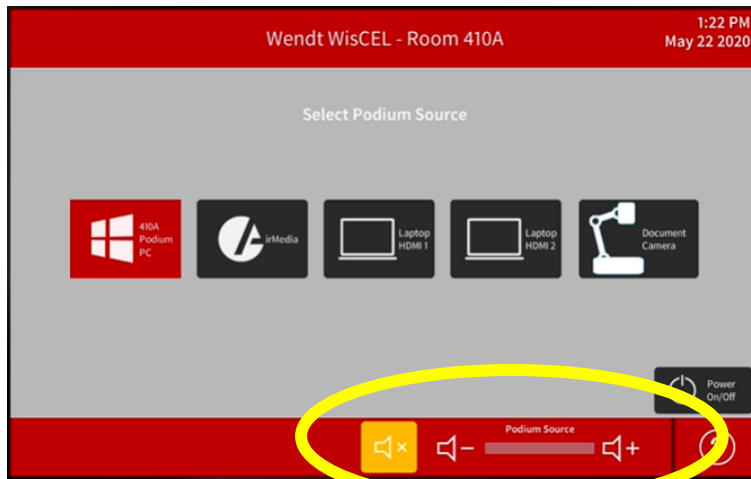
Select the source that you would like to display on the room's projector. The source options include 410A Podium PC, Laptop HDM 1, Laptop HDMI 2, and Document Camera.

410A Podium PC can be used to share the Podium PC screen. Sign into the Podium PC using your CAE ID.

Laptop HDMI 1 and **Laptop HDMI 2** allow you to share your personal device's screen. Connect your device using the HDMI cable at the podium and any necessary adapter. A USB-C, mini DisplayPort, and DisplayPort adapter are provided.

Document Camera displays what is being shown on the podium document camera. To use the document camera, first press the power button on the document camera itself.

Podium Source Volume



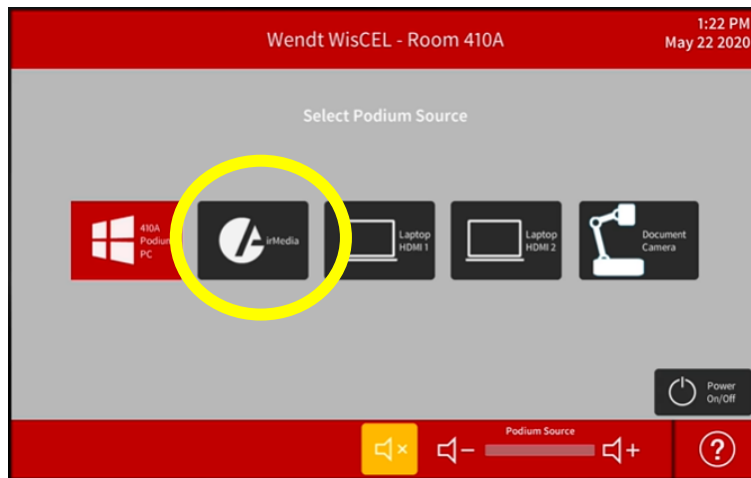
The **Podium Source** volume controls can be used to adjust the volume of the current source. Keep in mind that the podium is in an audio dead zone. The volume in the classroom is louder than what you hear at the podium.

The plus and minus icons increase and decrease the volume.

The speaker icon can be pressed to mute the source. When muted, the icon will turn amber

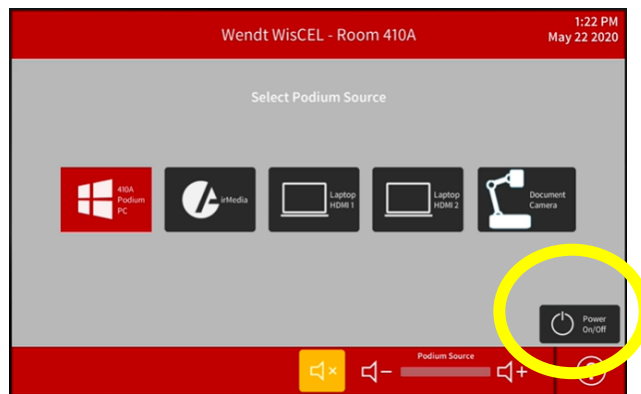
TIP: If you cannot hear any audio and your source is not muted, be sure that the audio output of the device you are using is set to the **Crestron speakers**.

Using AirMedia to Allow Students to Project Their Screen



AirMedia displays a WisCEL splash screen on the projector screen. This screen provides the information needed for students to project their laptop screen onto the projector screen.

On/Off Options



Power On/Off displays options for turning on or off different parts of the system.

System Power Off and Shutdown turns off the projectors, pod monitors, and audio system.

Note: The system only needs to be powered off at the end of the day.